

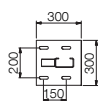
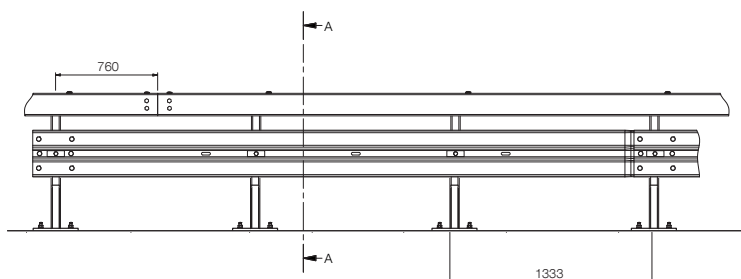
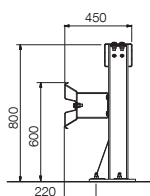


# Super-Rail Eco Bw

H2 · W4 · A



CE



## TEKNISKE SPECIFIKATIONER

Arbejdsbredde (m)	1.30
Arbejdsbredde (Wn)	W4
Dynamisk udbøjning (m)	0.90
Bredde (m)	0.45
Højde (m)	0.80
Stolpeafstand (m)	1.33
Forankring	Med ankerarrangement
Test længde (m)	60.0