

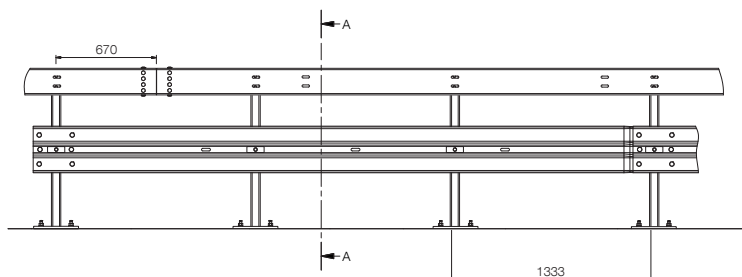
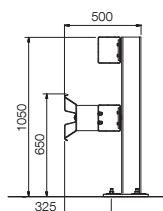


Super-Rail Bw

H2 · W4 · B



CE



TEKNISKE SPECIFIKATIONER

Arbejdsbredde (m)	1.30
Arbejdsbredde (Wn)	W4
Dynamisk udبøjning (m)	0.65
Bredde (m)	0.50
Højde (m)	1.05
Stolpeafstand (m)	1.33
Forankring	Med ankerarrangement
Test længde (m)	36.0